

# LUXURY BATHROOMS

**Our Luxury bathrooms are designed to provide outdoor facilities adjacent to marquees, trade displays, catering precincts and much more.**

We can provide these bathrooms to offer the best possible level of service, mindful of patron male and female ratios. All bathrooms have large vanity areas with well appointed fittings and mirrors.

The Luxury bathrooms are very well suited to weddings and private and/or corporate functions when you want comfort and something a bit more appealing to the eye.

Event managers can choose between our standard supply of paper hand towels and soap, or an upgrade to cloth hand towels and designer soaps to suit the occasion.

Luxury bathrooms can be delivered by tilt tray or crane truck. All bathrooms connect to mains water and power (waste is self contained). For areas with no mains water, remote tanks can be supplied. Lighting requires a 15 amp single phase.

## Luxury bathroom options:

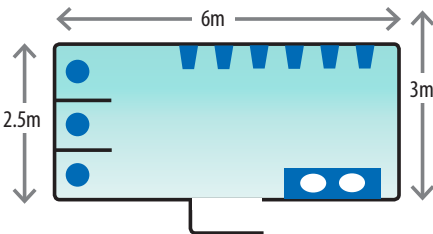
- Male bathroom, female bathroom, combination bathroom, duo toilet trailer and disabled/accessible toilet.
- Attendants may be provided in black and white uniforms.



## LUXURY BATHROOMS

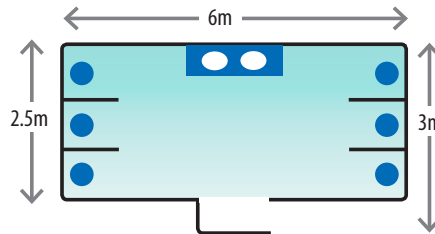
### MALE

- Male** 3 pans, 6 urinals, 2 hand-basins, large mirror, lighting, liquid soap and paper hand towel
- Size** 6 metres x 3 metres
- Height** 3 metres
- Weight** 4000 kg unloaded; 8000 kg loaded
- Power** 15amp GPO outlet (single phase)
- Waste** 4000 Litres (self contained)
- Water** Normal garden tap
- Access** 10 tonne tilt tray truck and service truck
- Lifting** Lift lugs supplied (Crane extra cost)
- Options** Cloth hand towels, attendants



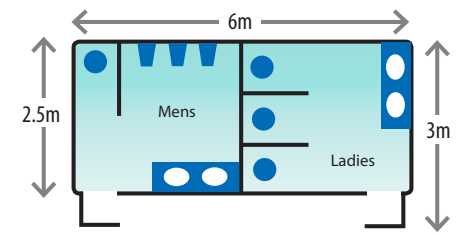
### FEMALE

- Female** 6 pans, 2 hand-basins, large mirror, lighting, liquid soap and paper hand towel
- Size** 6 metres x 3 metres
- Height** 3 metres
- Weight** 4000 kg unloaded; 8000 kg loaded
- Power** 15amp GPO outlet (single phase)
- Waste** 4000 Litres (self contained)
- Water** Normal garden tap
- Access** 10 tonne tilt tray truck and service truck
- Lifting** Lift lugs supplied (Crane extra cost)
- Options** Cloth hand towels, attendants



### MALE/FEMALE COMBINATION

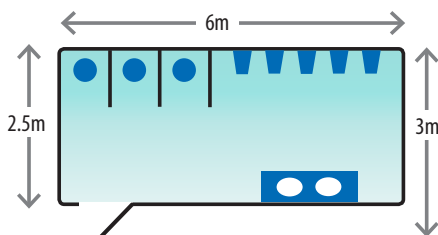
- Female** 3 pans, 2 hand-basins, large mirror, lighting, liquid soap and paper hand towel
- Male** 1 pan, 3 urinals, 2 hand-basins, mirror, lighting, liquid soap and paper hand towel
- Size** 6 metres x 3 metres
- Height** 3 metres
- Weight** 4000 kg unloaded; 8000 kg loaded
- Power** 15amp GPO outlet (single phase)
- Waste** 4000 Litres (self contained)
- Water** Normal garden tap
- Access** 10 tonne tilt tray truck and service truck
- Lifting** Lift lugs supplied (Crane extra cost)
- Options** Cloth hand towels, attendants



## CORPORATE BATHROOMS

### MALE

- Male** 3 pans, 5 urinals, 2 hand-basins, large mirror, lighting, liquid soap and paper hand towel
- Size** 6 metres x 3 metres
- Height** 3 metres
- Weight** 4000 kg unloaded; 8000 kg loaded
- Power** 15amp GPO outlet (single phase)
- Waste** 4000 Litres (self contained)
- Water** Normal garden tap
- Access** 10 tonne tilt tray truck and service truck
- Lifting** Lift lugs supplied (Crane extra cost)
- Options** Cloth hand towels, attendants



### FEMALE

- Female** 6 pans, 2 hand-basins, large mirror, lighting, liquid soap and paper hand towel
- Size** 6 metres x 3 metres
- Height** 3 metres
- Weight** 4000 kg unloaded; 8000 kg loaded
- Power** 15amp GPO outlet (single phase)
- Waste** 4000 Litres (self contained)
- Water** Normal garden tap
- Access** 10 tonne tilt tray truck and service truck
- Lifting** Lift lugs supplied (Crane extra cost)
- Options** Cloth hand towels, attendants

